물질은 어떤 재료로 만들어져 있을지 알아봅시다. 교과서(26쪽-27쪽)

물질

물체를 만드는 재료

		나무		밀가루			섬유	

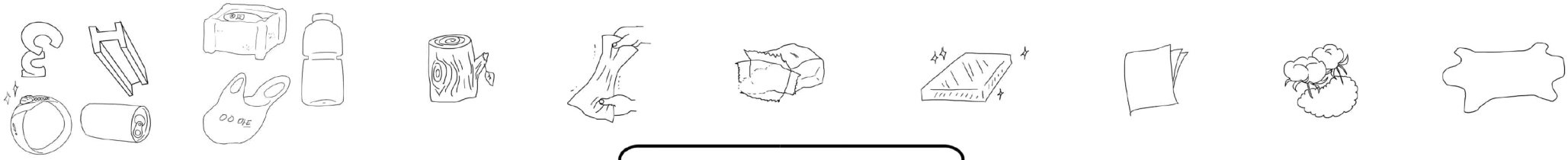

여러가지 물질로 만들어진 물체들

금속



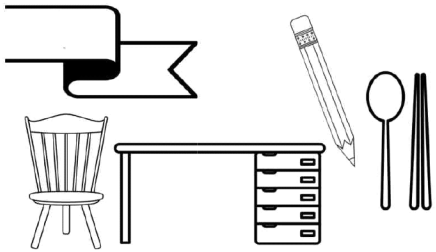

의자, 책상,
서랍장, 연필,
젓가락 등





자, 바구니,
음료수병, 물통,
장난감 비행기 등

고무



국수, 빵, 햄버거,
파자, 과자 등

여러가지 물질에는 어떤 성질이 있는지 알아봅시다. 교과서(28쪽-29쪽)

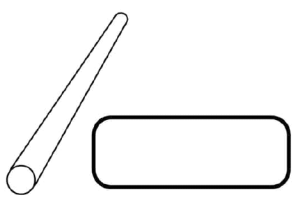

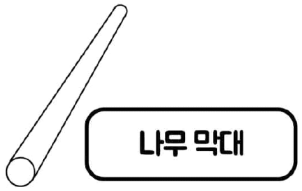

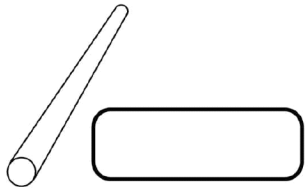

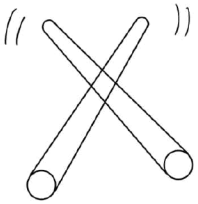

서로 긁었을 때 가장 단단한 것은 (　　) 입니다.

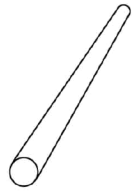

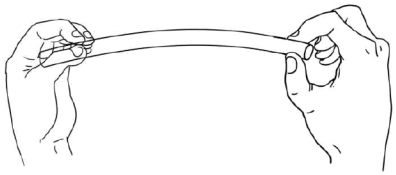

구부려 보았을 때 가장 잘 휘는 것은 (　　) 입니다.

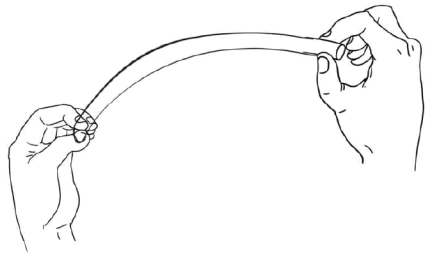

물이 담긴 수조에 넣었을때 뜨는 것은 (　　) 와 (　　) 이고
가라앉는 것은 (　　) 와 (　　) 입니다.

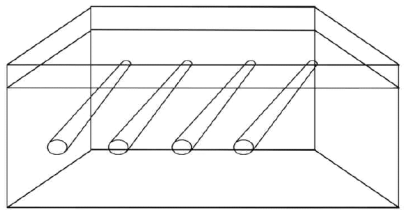

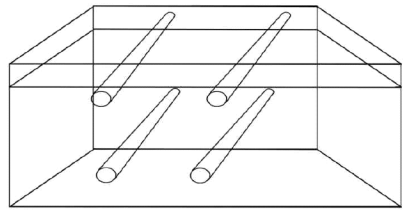

여러가지 물질의 성질을 정리해 봅시다. 교과서(30쪽-31쪽)

금속



나무

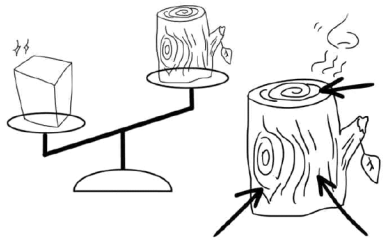

고무



금속보다 가볍고 딱딱하며
부드럽다. 광택이 있고
다양한 물체로 만든다.

유리

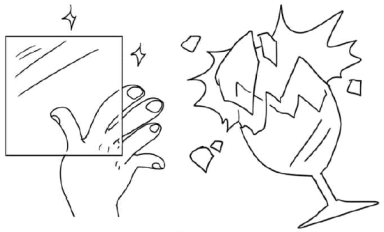

종이



섬유

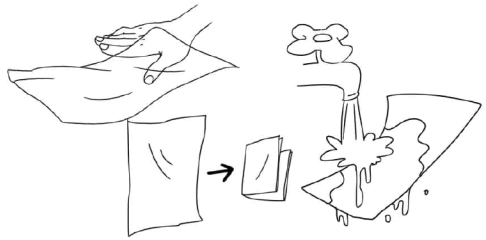

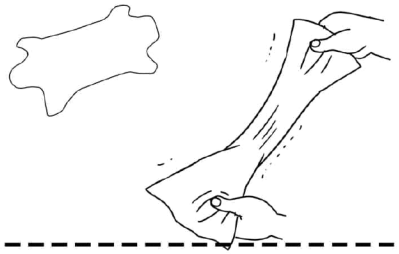

잘 찢어지지 않고 질기다.

2. 물질의 성질

물질의 성질은 우리 생활에 어떻게 이용되는지 알아봅시다. 교과서(32쪽-33쪽)

한 가지 물질로 이루어진 물체

못

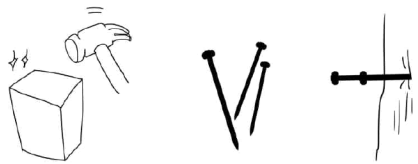

바구니



잘 늘어나고 쉽게 묶을 수 있다.

가볍고 튼튼하며 다양한 색깔과 모양으로 만들어 사용할 수 있다.

두 가지 이상의 물질로 이루어진 물체

장도리

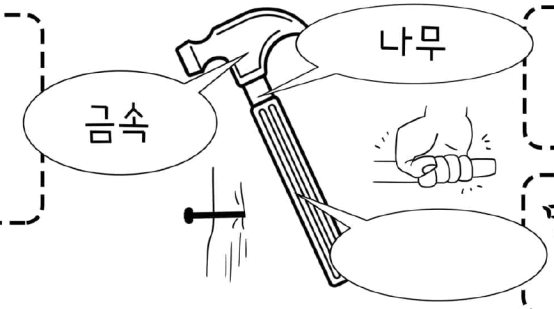

망치질 할 때 미끌어지지 않는다.

디딤대

가벼우면서도 튼튼하다.



자전거

질기고 부드럽다.



같은 종류의 물체를 여러가지 물질로 만드는 까닭을 알아봅시다. 교과서(34쪽-35쪽)

컵

플라스틱컵

금속컵

투명하여 담긴 내용물을 쉽게 알 수 있다.

음식을 오랫동안 따뜻하게 보관할 수 있다.

싸고 가벼워서 손쉽게 사용할 수 있다.

장갑

비닐장갑

섬유장갑

질기고 부드럽고 따뜻하다.

서로 다른 물질을 섞으면 물질의 성질은 어떻게 되는지 알아봅시다. 교과서(36쪽-37쪽)

물



붕사

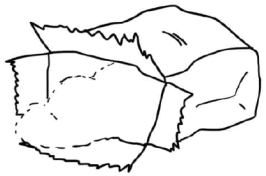

물질의 성질을 이용하여 연필꽂이를 설계해 봅시다. 교과서(38쪽-39쪽)

1. 생각해 보기

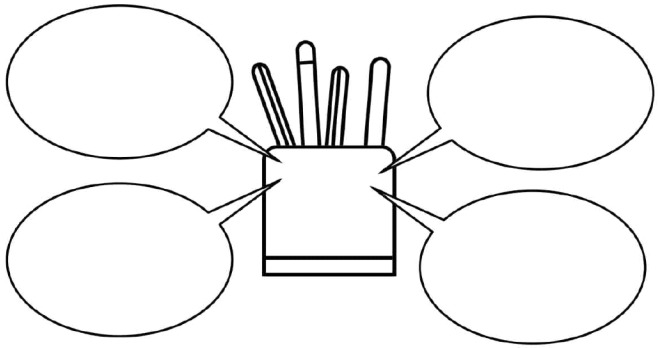

2.



3.



4. 친구에게 소개하고 토의해 보기